



Robustel Cloud Manager Service



Robustel Cloud Manager Service (RCMS) is a modular IoT cloud software platform compatible with all Robustel products. RCMS is designed from the ground-up to empower Robustel customers to build their IoT Solution (s) in a manner that is scalable, cost effective and can evolve quickly with the market. Designed to work hand-in-hand with RobustOS, RCMS unlocks the true potential of Robustel products giving customers the ultimate range of monitoring, management and control functions.



Monitor

The RobustLink APP inside RCMS gives you visibility of your entire Robustel device fleet in a single location from anywhere in the world. View device status, signal strength, data usage and WAN details for any device connected to the touch of a button.




Manage

Use the RobustLink APP inside RCMS to access your devices remotely to change configuration parameters or send device commands through remote Command Line Interface (CLI) access. Maintain your fleet through Over-the-Air (OTA) updates for Firmware, APPS and Configuration files in bulk or for a single device.



Control

Use the RobustVPN App inside RCMS to create a virtual LAN for your devices that can be accessed securely from anywhere in the world using the preconfigured desktop VPN client.



PRODUCT CATALOGUE

V1.2.2 NOTE: Specifications are subject to change without notice.



Website: www.rjconnect.co.za | Email: sales@rjconnect.co.za | Tel: +27(0) 11 781 0777
Address: 1 Avocet Close, Bromhof, 2154PO Box 42, Ferndale, South Africa, 2160



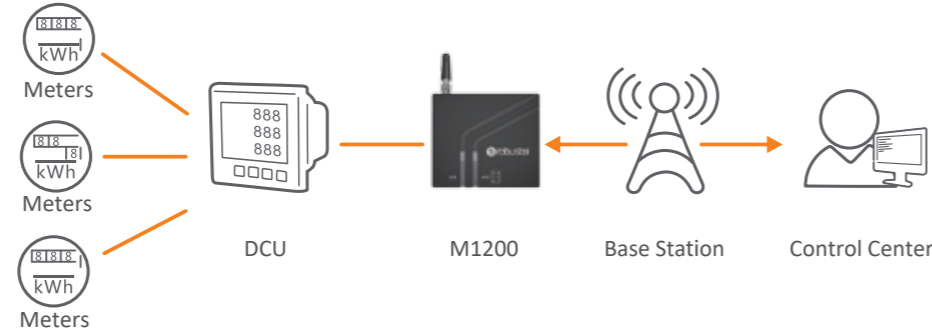
Robustel Inside



Smart Metering

Recommend product: M1200, R3000, R3000 Lite, R1500

The industrial level oriented product design enables the M1200 to provide 24h/7D online communication for remote data collection in harsh environments with intense weather of electromagnetic interference. Compatible with 3rd party cloud platforms and onboard intelligent applications like Modbus TCP to RTU conversion, remote management, configuration, and OTA firmware updates simplify the integration, installation, operation and maintenance of any wireless IoT solution.



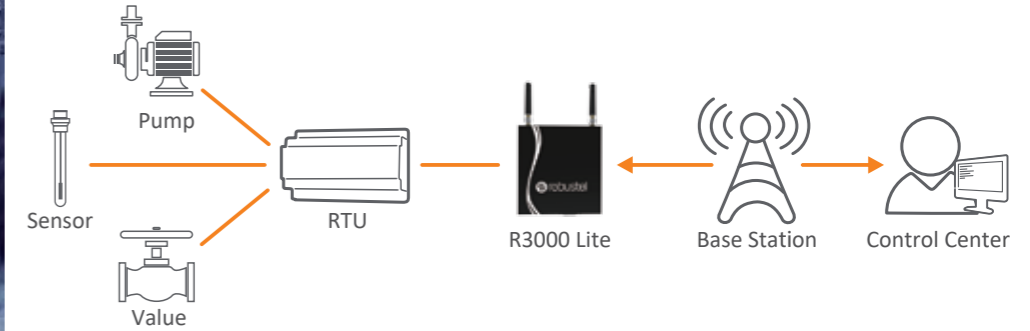
Robustel Inside



Water Management

Recommend product: R3000 Lite, R2000, M1200, R1500

The R3000 Lite Dual-SIM router in combination with 3G/4G coverage provides a reliable and continuous communication solution for real time monitoring. The rugged design provides reliability in environments with extreme temperature and humidity. Programming the R3000 with an always-on wireless connection and RCMS VPN ensures 24/7 access to critical data when you need it.



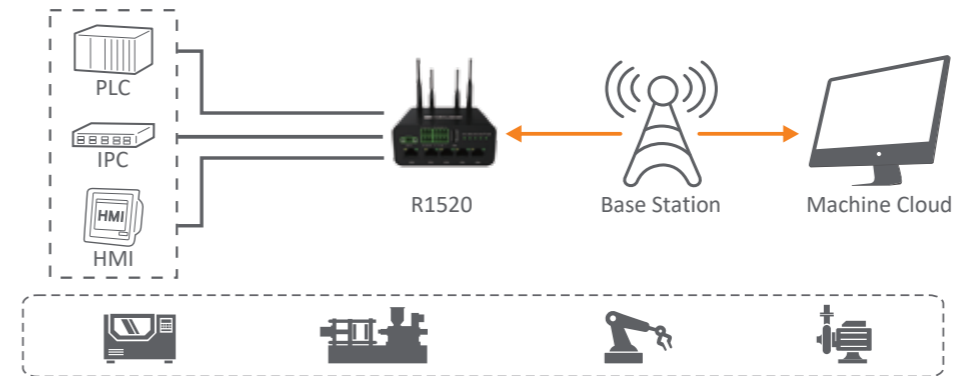
Recommend product: R5020, R2110, R2000, R1520

Robustel's 3G/4G routers are commonly used to provide Passenger WiFi solutions for vehicles ranging from a taxi to a high speed train. Robustel's ability to deliver 802.11ac WiFi and LTE CAT6 communications in an industrial package provides the perfect platform from which to build fast and very cost-effective Passenger WiFi systems.



Passenger WiFi

Recommend product: R3000, R3000 Quad, R1520, R1510



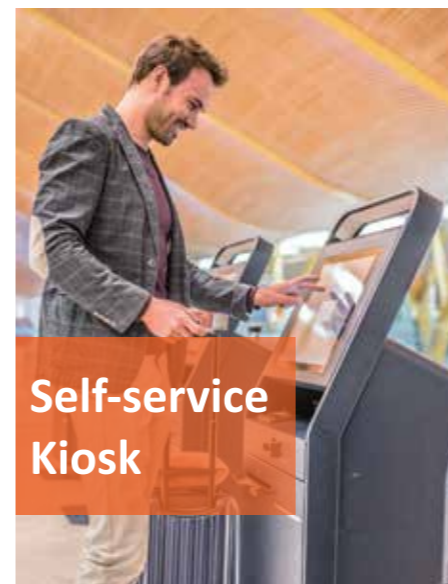
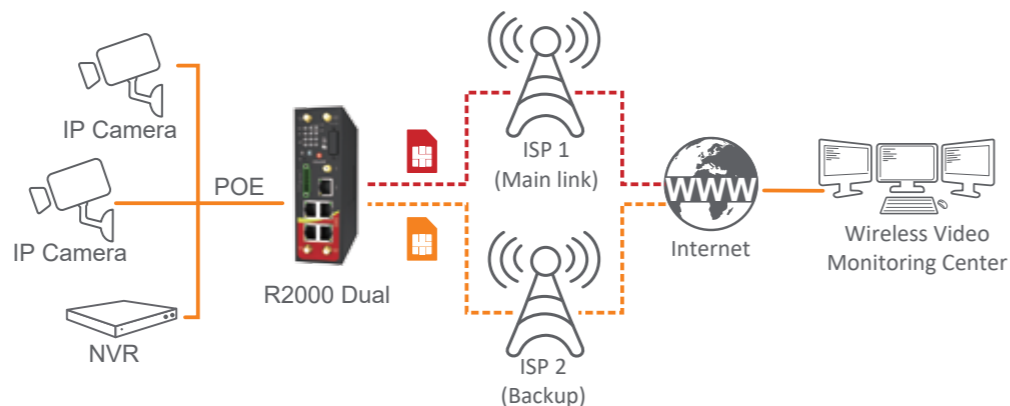
Industrial Automation



CCTV

Recommend product: R2000 Dual, R2000, R3000 Quad, R2110

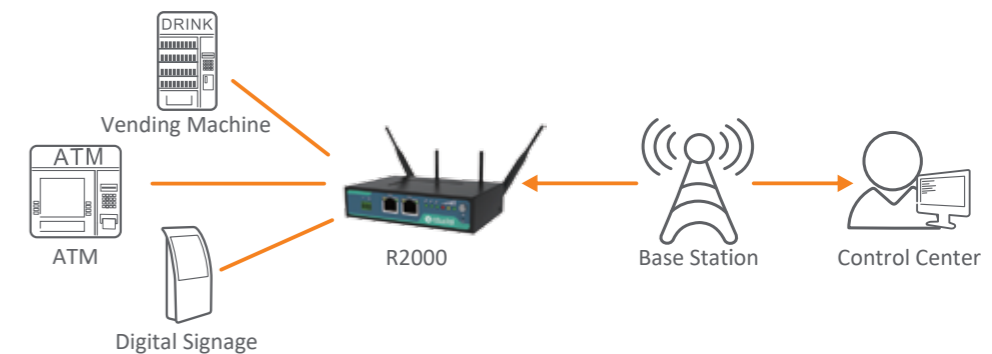
The R2000 Dual provides solid 4G/LTE connectivity with dual module failover to maximize upload bandwidth and network availability for video surveillance systems, and through POE, users can use RCMS cloud to control the ON/OFF of remote cameras.













Self-service Kiosk



Recommend product: R2000, M1200, R1510, R1520, R2110





R2000 Ethernet VPN router combined with advanced 4G LTE technology provides wide band cellular communication and secure VPN tunnels for remote on-site Kiosks. A fully open SDK with Java support makes the R2000 a great choice for custom application for finance and vending.





	Model		Cellular	SIM	Cellular Antenna	Ethernet	Serial	Voice	USB	I/O	Bluetooth	MicroSD	POE	LED Indicators	GNSS	Wi-Fi	Power Supply Input Range	Mounting	Dimension Weight	Operating Temperature	Approval	Software	Firmware Upgrade	
R2000 Cellular Routers	R2000-3P		3G HSPA+	2	2	2 x LAN or 1 x WAN 1 x LAN	N/A	N/A	N/A	N/A	N/A	N/A	Optional, 1 x PD port 802.3at	6 includes RUN, PPP, USR, 3 x RSSI	N/A	Optional, supports AP and Client mode	9 to 36 VDC	Din-Rail Wall-Mount Desktop	127.5 x 82.5 x 29.5mm, 305g Metal housing	-25 to +70°C	CE, RCM, EAC, CCC, FCC, PTCRB, E-Mark, Telec, CB, IC, TRA, ICASA, AT&T, RoHS, WEEE	VPN/RobustVPN Routing Protocol Firewall SDK + APP	Web/CLI/SMS/RCMS	
	R2000-4L		4G TDD/FDD LTE																					
	R2000-4M		Cat.M1/NB-IoT																					
	R2000-D3P1		3G HSPA+	2	4	1 x WAN 4 x LAN	N/A	N/A	N/A	1 x DI (ACC)	N/A	N/A	max 4 x POE ports (30w each), 802.3at/af	12 includes 1 x RUN, 2 x PPP, 1 x USR, 2 x NET, 6 x RSSI	N/A	Supports AP and Client mode	9 to 57 VDC	Din-Rail Wall-Mount Desktop	145 x 130 x 46 mm, 750g, Metal housing	-25 to +70°C	CE, RCM, EAC ICASA RoHE, WEEE	VPN/RobustVPN Routing Protocol Firewall SDK + APP	Web/CLI/SMS/RCMS	
	R2000-D3P2																							4G TDD/FDD LTE
	R2000-D4L1																							4G TDD/FDD LTE
	R2000-D4L2																							4G TDD/FDD LTE
	R2000-E4L1		4G TDD/FDD LTE	2	2	1 x WAN 4 x LAN	1 x RS232 or RS485 (RJ-11 port)	1 x FXS (RJ-11 port)	1 x USB host	N/A	N/A	N/A	Optional, 1 x PD port 802.3at	11 includes 1 x RUN, 1 x NET1, 1 x NET2, 1 x USR, 1 x RSSI1, 1 x RSSI2, 5 x Ethernet	N/A	Supports AP and Client mode	9 to 36 VDC	Din-Rail Wall-Mount Desktop	193 x 113 x 32 mm, 695g, Metal housing	-25 to +70°C	CE, RCM ICASA RoHS, WEEE	VPN/RobustVPN Routing Protocol Firewall SDK + APP	Web/CLI/SMS/RCMS	
	R2000-E4L2																							4
	R2110	R2110-4L		4G TDD/FDD LTE	2	2	1 x WAN 3 x LAN	1 x RS232 1 x RS485	N/A	1 x USB host	1 x DI 1 x DO 1 x ACC	Optional BLE 5.0 Compatible with BLE 4.2, BLE 4.0	1	Optional, 1 x PD port 802.3at	6 includes 1 x RUN, 1 x Modem, 1 x USR, 1 x RSSI, 1 x NET, 1 x WiFi	Optional	Supports AP and Client mode	9 to 36 VDC (without ignition sensing); 10 to 30 VDC (with ignition sensing)	Din-Rail Wall-Mount Desktop	125 x 100 x 48mm, 500g, Metal housing	Normal operation: -20 to +55°C Extended operation: -25 to +70°C	CE, E-Mark, BQB, RCM, ICASA, Telec, Jate, Telstra, RoHS 2.0, WEEE (*:In progress)	VPN/RobustVPN Routing Protocol Firewall SDK + APP	Web/CLI/SMS/RCMS



	Model		Cellular	SIM	Cellular Antenna	Ethernet	Serial	Voice	USB	I/O	Bluetooth	MicroSD	POE	LED Indicators	GNSS	Wi-Fi	Power Supply Input Range	Mounting	Dimension Weight	Operating Temperature	Approval	Software	Firmware Upgrade
R1500 Cellular Routers	R1500-4L		4G TDD/FDD LTE	2	2	1 x LAN	2 x RS232	N/A	N/A	N/A	N/A	N/A	N/A	6 includes 1 x RUN 1 x MDM 1 x USR 3 x RSSI	N/A	N/A	9 to 36 VDC	Din-Rail Wall-Mount Desktop	118 x 97.5 x 28.5mm 300g, Plastic housing	-40 to 75°C	CE, RCM, RoHS, WEEE	VPN/RobustVPN Routing Protocol Firewall SDK + APP	Web/CLI/SMS/RCMS
	R1510-4L		4G TDD/FDD LTE	1	2	1 x WAN 1 x LAN or 2 x LAN	N/A	N/A	N/A	1 x DI 1 x DO	N/A	N/A	N/A	5 includes 1 x RUN, 1 x MDM, 1 x USR, 1 x RSSI, 1 x WiFi	N/A	Supports AP and Client mode	9 to 36 VDC	Din-Rail Wall-Mount Desktop	91.5 x 91.5 x 30.8 mm, 200g, Plastic housing	-25 to +70°C	CE, RCM, CCC* Telec, TRA, JATE, ICASA RoHS 2.0, WEEE (*:In progress)	VPN/RobustVPN Routing Protocol Firewall SDK + APP	Web/CLI/SMS/RCMS
	R1511-4L		4G TDD/FDD LTE	1	2	1 x WAN 1 x LAN or 2 x LAN	1 x RS232 or 1 x RS485	N/A	N/A	N/A	N/A	N/A	N/A	5 includes 1 x RUN, 1 x MDM, 1 x USR, 1 x RSSI, 1 x WLAN	N/A	AP and Client mode	9 to 36 VDC	Din-Rail Wall-Mount Desktop	91.5 x 91.5 x 31.5mm 150g, Plastic housing	-25 to +70°C	CE*, RCM*, RoHS 2.0 (*:In progress)	VPN/RobustVPN Routing Protocol Firewall SDK + APP	Web/CLI/SMS/RCMS
	R1520-4L(s)		4G TDD/FDD LTE	2	2	1 x WAN 4 x LAN or 5 x LAN	1 x RS232 1 x RS485	N/A	1	1 x DI 1 x DO	N/A	N/A	1 x PD port 802.3at	5 includes 1 x RUN, 1 x MDM, 1 x USR, 1 x RSSI, 1 x WiFi	N/A	Supports AP and Client mode	9 to 36 VDC	Din-Rail Wall-Mount Desktop	105 x 90 x 46 mm, 250g, Plastic housing	-25 to +70°C	CE, FCC, RCM, CCC, Telec, JATE, IC, SDDPI*, E-Mark*, TRA, PTCRB, NTC, ICASA, AT&T, Verizon*, Rogers*, Telus* RoHS 2.0, WEEE (*:In progress)	VPN/RobustVPN Routing Protocol Firewall SDK + APP	Web/CLI/SMS/RCMS
	R1520-4L(v)																						
Embedded 3G/4G Routers	R1511P-4L		4G TDD/FDD LTE	1	2	2 x LAN or 1 x LAN 1 x WAN	optional hardware is 1 x RS232 or 1 x RS485	N/A	N/A	N/A	N/A	N/A	N/A	5 includes 1 x RUN, 1 x MDM, 1 x USR, 1 x RSSI, 1 x WLAN	N/A	AP and Client mode	9 to 36 VDC	Din-Rail Wall-Mount Desktop	N/A	-25 to +70°C	CE*, RCM* (*:In progress)	VPN/RobustVPN Routing Protocol Firewall SDK + APP	Web/CLI/SMS/RCMS

	Model		Cellular	SIM	Cellular Antenna	Ethernet	Serial	USB	I/O	MicroSD	LED IndLicEaDtors	GNSS	Wi-Fi	Power Supply Input Range	Mounting	Dimension Weight	Operating Temperature	Approval	Software	Firmware Upgrade
Smart Industrial IoT Gateway	M1200-3P		3G UMTS/HSPA+	2	1	N/A	1 x RS232 1 x RS485	1 x mini USB	2 x DI, 1 x DO	N/A	2 includes 1 x RUN, 1 x RSSI	N/A	N/A	9 to 36 VDC	Din-Rail Wall-Mount Desktop	85 x 75 x 28.5mm, 106g, Plastic housing	-40 to +75°C	CE, FCC, PTCRB, RCM, IC, ICASA AT&T WEEE, RoHS 2.0	• IP protocols: PPP, TCP, UDP, ICMP, DDNS, SNMP, Telnet • Serial port: TCP client/server, UDP, Modbus RTU to Modbus TCP, Virtual COM (COM port redirector)	Serial/TCP
	M1200-4L		4G FDD LTE																	
	M1200-4M		Cat.M1/Cat.NB1																	

		Model		Cellular	SIM	Cellular Antenna	Ethernet	Serial	CAN	Voice	USB	I/O	MicroSD	GNSS	POE	LED Indicators	Wi-Fi	Power Supply Input Range	Mounting	Dimension Weight	Operating Temperature	Approval	Software	Firmware Upgrade	
R3000 Cellular Routers	R3000	R3000-3P		3G UMTS/HSPA+	2	2	2 x LAN or 1 x WAN 1 x LAN	1 x RS232 + 1 x RS485 or 2 x RS232 or 2 x RS485 Optional hardware is 2 x RS485 or 2 x RS232				4 x I/O	1	Optional		6 includes RUN, PPP, USR, RSSI, NET, SIM	Optional, supports AP and Client mode	9 to 60 VDC		125 x104 x 43.5 mm, 570g, Metal housing		CE, FCC, CB, UL, PTCRB, GCF, IC, RCM, CID2, E-Mark, NBTC, EAC, Anatel, TRA, Telec, IMDA, ICASA Rogers, AT&T, Vodafone RoHS 2.0, WEEE	VPN/RobustVPN Routing Protocol Firewall SDK + APP	Web/CLI/USB/SMS/RCMS	
		R3000-4L		4G FDD LTE/TDD LTE	2	2																			
	R3000 Quad	R3000-Q3PB		3G UMTS/HSPA+	2	2	4 x LAN or 1 x WAN 3 x LAN	1 x RS232 or 1 x RS485 software selectable	N/A	N/A	1 x USB host	N/A	1	Optional	N/A	6 includes RUN, PPP, USR, RSSI, NET, SIM	Optional, supports AP and Client mode	9 to 60 VDC, 18 to 75 VDC (Reverse polarity protection optional)	Din-Rail Wall-Mount Desktop	125 x104 x 43.5 mm, 570g, Metal housing	-40 to +75°C	CE, RCM, EAC, ICASA, TRA RoHS, WEEE	VPN/RobustVPN Routing Protocol Firewall SDK + APP	Web/CLI/USB/SMS/RCMS	
		R3000-Q4LB		4G FDD LTE/TDD LTE	2	2																			
		R3000-QLB		N/A	N/A	N/A																			
	R3000 Lite	R3000-L3H		3G UMTS/HSDPA	2	1	1 x LAN	1 x RS232 & 1 x RS485				N/A	N/A	N/A		6 includes RUN, PPP, USR, 3 x RSSI	N/A	9 to 36 VDC		105 x98 x 29.5 mm, 305g, Metal housing		CE, FCC, RCM, EAC, PTCRB, IMDA, Postel, NBTC, Telec, ICASA Telefonica, AT&T, Verizon RoHS, WEEE	VPN/RobustVPN Routing Protocol Firewall SDK + APP	Web/CLI/USB/SMS/RCMS	
		R3000-L3P		3G UMTS/HSPA+	2	2																			
		R3000-L4L		4G FDD LTE/TDD LTE	2	2																			

Industrial LoRaWAN Gateway	R3000 LG	R3000-LG4L		4G FDD LTE/TDD LTE	2	2	2 x LAN or 1 x WAN 1 x LAN	1 x RS232 or 1 x RS485	N/A	N/A	1 x USB	2 x DI	1	Optional	N/A	6 includes RUN, MODEM, USR, RSSI, NET, SIM	N/A	9 to 60 VDC	Din-Rail Wall-Mount Desktop	125 x 104 x 43.5mm, 570g, Metal housing	-40 to +75°C	CE, RCM, FCC, ICASA RoHS, WEEE	VPN/RobustVPN Routing Protocol Firewall SDK + APP	Web/CLI/SMS/RCMS
----------------------------	----------	------------	---	--------------------	---	---	----------------------------	------------------------	-----	-----	---------	--------	---	----------	-----	--	-----	-------------	-----------------------------	---	--------------	--------------------------------	---	------------------

5G IoT Routers	R5020	R5020-5G		5G NR/4G FDD LTE/TDD LTE	2	4	4 x LAN or 1 x WAN 3 x LAN	1 x RS232 1 x RS485	N/A	N/A	1	1 x DI 1 x DO	N/A	Yes	1 x PD port 802.3at	6 includes 1 x RUN, 1 x MODEM, 1 x USR, 1 x RSSI, 1 x Net, 1 x WiFi	Optional, supports AP and Client mode	9 to 36 VDC (No ignition sensing function); 10 to 30 VDC (With ignition sensing function)	Din-Rail Wall-Mount Desktop	125 x 100 x 48mm, 500g, Metal housing	-25 to +70°C	CCC*, WEEE*, RoHS 2.0* (*:in Progress)	VPN/RobustVPN Routing Protocol Firewall SDK + APP	Web/CLI/SMS/RCMS
----------------	-------	----------	---	--------------------------	---	---	----------------------------	---------------------	-----	-----	---	---------------	-----	-----	---------------------	---	---------------------------------------	---	-----------------------------	---------------------------------------	--------------	--	---	------------------

		Model		Cellular Antenna	Ethernet	Serial	Bluetooth	POE	GNSS	Wi-Fi	Power Supply Input Range	Mounting	Dimension Weight	Approval	LoRa Interface
IP67 Housing	TPH6700	TPH6700-R2000		2	2	N/A		Optional, 1 x PD port 802.3at	N/A	2	POWER port - 100 - 240 V, 50-60 HZ AC input 9 - 60 V DC input (9 - 36 V DC for R2000/R2000 Ent/R3000 Lite) POWER OPTIONAL - 15 - 18 V for new energy input 48 - 57 V for POE input	Wall Mounting, Pole Mounting	310 x 245 x 93.4 mm, 1010g, (Housing)	CE, RCM, IP67 RoHS, WEEE	N/A
		TPH6700-R2000E		2	5	1			2						
		TPH6700-R3000		2	2	2		Optional	1						
		TPH6700-R3000L		2	1	1	N/A	N/A	N/A						
		TPH6700-R3000LG		2	2	1		Optional	N/A						
		TPH6700-R3000Q		2	4	1		N/A	N/A						
		TPH6700-R2000D		2/4	4/5	N/A		max 4 x POE ports (30w each), 802.3at/af	2						
		TPH6700-R2110		2	5	1	1	Optional, 1 x PD port 802.3at	1	2					